

# A-AMERICAN SEPTIC

480.945.5526

## Septic System Guidelines

1. Having your septic tank pumped and inspected every 3 to 5 years to make sure the system is performing normally will help extend the life of your drain field.
2. Do not drive on or over any part of the septic system.
3. Do not plant any deep rooting vegetation within 10 feet of any of the components of the system. Doing so can result in damage to the system parts, and costly repairs.

---

### Septic System Maintenance

Some of the hardest people on your septic system will be your guests. If you have guests staying with you for any length of time, they should know these basic rules for septic systems:




#### **OK for the Septic System-**


The only things allowed down any of the drains in the house are wash water (from the clothes washer, dishwasher, and showers/tubs), very small amounts of food in the garbage disposal, food that you have already eaten, and a monthly bacteria/enzyme treatment, like Lenzymes©.





#### **No Way – A List of things to keep out of your septic system-**


 No Baby Wipes– The ones that specify “DO NOT FLUSH” will never dissolve in your septic system. **ONLY** use wipes that specify “SAFE for SEPTIC SYSTEMS”.

 No Grease- Pour large amounts of grease/oil into a can to cool before discarding, and wipe the rest of the grease out of the pan with a paper towel and discard.

 No Left-Over Food– Toss all left over food from plates/fridge in the garbage; Let the garbage disposal take care of only the very small amount left from rinsing dishes.

 No Harsh Chemicals– Chemicals and Drain Cleaners are harmful to your septic system. If you must use, follow up with a bacteria treatment within a couple days.

 No Dental Floss, Panty Liners, or any PLASTIC feminine hygiene products– These items inhibit the ability of your system to work properly, do not dissolve/biodegrade, and make servicing your system more difficult and more costly.

 No Condoms– These items inhibit the ability of your system to work properly, do not dissolve/biodegrade, and making servicing your system more difficult and more costly.

---

### Septic System Solutions

**Check for leaky toilets-** Remove the lid on the toilet tank and add food coloring to the water. If color transfers to the water in the bottom of the toilet, the toilet is leaking. This will over burden your system and will eventually cause a back-up.

**\*Pull and Clean the Effluent Screen annually-** \*Tanks installed after Jan. 1, 2002 have effluent screens on the drain line of the tank. These screens clog up over time and will eventually cause a back-up. Routine cleaning of these screens is required, every 1-3 years, depending on usage. You can call to schedule us to do this for you, if you prefer.

**Root Treatment-** If you have had a root problem, after initial correction, we recommend a follow up root treatment in 6 months, and then annually from that time on. Generally, an annual root treatment is adequate for preventative maintenance.